









**SIKKA KAAMYA PROJECT - PROGRESS REPORT - 14-07-2025 to 20-07-2025**

	Tower Photo	Item	Progress of work
DIAMOND		<b>RMC/Steel</b>	<b>16th floor - Slab casting completed</b>
		False Ceiling / Paint	Internal paint to start this week
		Tiling / Granite work	Granite Flooring at 4th Floor level
		Plumbing	1st floor completed
		Electrical	Yet to start
		M.S. Railings	Yet to start
		Internal Plaster	5th floor in progress
		External Plaster	N/A
		Fire Fighting	Yet to start
RUBY		RMC	Structure Work Completed
		False Ceiling / Paint	Internal putty work completed, external primer done 70%
		<b>Tiling / Granite work</b>	<b>Staircase Flooring at 18th floor level</b>
		Plumbing	Internal water supply and drainage work completed
		Electrical	Conduit work completed, wiring work yet to start
		M.S. Railings	Balcony railing completed and staircase railing in progress
		Internal Plaster	Completed
		External Plaster	98% completed
		Fire Fighting	Internal sprinkler system piping completed
OPAL		RMC	Structure Work Completed
		False Ceiling / Paint	Internal putty work completed, external primer done 55%
		<b>Tiling / Granite work</b>	<b>Toilet wall tile fixing at 16th floor in progress</b>
		Plumbing	Internal water supply and drainage work completed
		Electrical	Conduit work completed, wiring work yet to start
		M.S. Railings	Balcony railing completed and staircase railing in progress
		Internal Plaster	Completed
		External Plaster	95% completed
		Fire Fighting	Internal sprinkler system piping completed

JADE		Brickwork / RMC	Lift shaft brickwork in progress
		False Ceiling / Paint	Intenal putty work completed, external primer done 50%
		Tiling / Granite work	Granite flooring on staircase in basement floor in progress
		Plumbing	
		Electrical	Conduit work completed, wiring work yet to start
		M.S. Railings	Balcony railing completed and staircase railing in progress
		Internal Plaster	Completed - 95%
		External Plaster	<b>External plaster work towards open to sky area in progress</b>
Fire Fighting	Internal sprinkler system piping in progress		
AMBER		RMC	Structure Work Completed
		False Ceiling / Paint	Internal putty work completed, external primer done 70%
		<b>Tiling / Granite work</b>	<b>Granite flooring work for staircase in progress</b>
		Plumbing	Internal water supply and drainage work completed
		Electrical	Conduit work completed, wiring work yet to start
		M.S. Railings	Balcony railing completed and staircase railing in progress
		Internal Plaster	Lift lobby internal plaster - 21st floor
		External Plaster	External plaster work in progress
Fire Fighting	Internal sprinkler system piping completed		
SAPPHIRE		RMC	Structure Work Completed
		False Ceiling / Paint	Red Oxide primer on Balcony railing in progress - 17th Floor
		<b>Tiling / Granite work</b>	<b>Skirting fixing and its repairs in progress</b>
		Plumbing	Terrace GI Ring line completed
		Electrical	Conduit work completed, wiring work in progress
		M.S. Railings	Completed
		Internal Plaster	Completed
		External Plaster	External plaster is in progress
Fire Fighting	Completed		

PEARL		<b>RMC</b>	<b>Grade Slab in basement for Pearl tower</b>
		False Ceiling / Paint	False Ceiling work at reception area in progress
		Tiling / Granite work	Granite fixing work at Stilt floor level in progress
		Plumbing	Completed
		Electrical	Completed
		M.S. Railings	Completed
		Internal Plaster	Completed
		External Plaster	Completed
		W/proofing	Screed done above waterproofing in front of Pearl tower
EMERALD		<b>RMC/Steel</b>	<b>TMT Steel fixing for slab in progress - 8th Floor level</b>
		False Ceiling / Paint	Yet to start
		Tiling / Granite work	Yet to start
		Plumbing	Yet to start
		Electrical	Yet to start
		M.S. Railings	Yet to start
		Internal Plaster	Yet to start
		External Plaster	N/A
		Fire Fighting	Yet to start